


EP2 SERIES

Micro-Controlled with High-Performance, Low-Power Coil Poppet Valve Technology



EP2



EP Series transducers are sold as an open device. Observe handling precautions for static sensitive devices to avoid damage to the circuitry which would not be covered under the factory warranty.

The EP2 Series electropneumatic pressure transducer uses micro-controlled poppet valve technology for highly accurate pressure sensing in multiple applications. The poppet valves consume no air, eliminating unnecessary air losses in the system and allowing for stable and reliable operation. The EP2 comes installed on standard SnapTrack, and an optional dust cover is available to protect from the environment. An LCD display and LED indicators make it easy to read system status at a glance.

SPECIFICATIONS

| GENERAL | |
|-------------------------|--|
| Input Power | Class 2; 24 Vac/dc nominal, 30 Vac max.; 150 mA max. |
| Control Input | Class 2; 4 to 20mA/0-5 V/0-10 Vdc; jumper-selectable |
| Input Impedance | 4 to 20 mA, 250 Ω; 0-5 V/0-10 Vdc, 10 kΩ |
| Manual Override | Jumper-selectable mode, digital pushbutton adjust |
| Alarm Contact | 100 mA@30 Vac/dc (pressure loss, manual mode, jumper selectable) |
| Accuracy | 1% FS; combined linearity, hysteresis, repeatability |
| Compensated Temp Range | -4 to 65 °C (25 to 140 °F) |
| Temperature Coefficient | ±0.05%/°C |

Field selectable

Field-selectable 4 to 20 mA/ 0-5 V/0-10 Vdc input for application flexibility

Multi-point calibration

Multi-point calibration; 3 to 15 psi (5-point calibration) and 0 to 20 psi (6-point calibration)

Quiet operation

Poppet valve technology for quiet operation

Pressure loss alarm

Pressure loss alarm provides a contact closure if the EP3 is unable to achieve the desired output within a fixed length of time

Manual override

Manual override with set and hold feature...great for commissioning leaky systems

Fail-safe vent

Fail-safe vent solenoids bleed branch pressure on power failure for added safety

APPLICATIONS

- Hospitals
- Schools
- Pneumatic dampers/actuators

| | |
|-----------------------|--|
| Operating Environment | 10 to 90% RH non-condensing |
| Air Capacity | 523 in3/min @ 45 psi (8570 cm3/min @ 310.3 kPa); 333 in3/min @ 20 psi (5456 cm3/min @ 137.9 kPa) |
| Supply Pressure | 45 psig max. |
| Control Range | 0 to 20 psig or 3 to 15 psig, jumper-selectable |
| Pressure Differential | 0.1 psig (supply to branch) |
| Pressure Indication | Electronic, 3-1/2 digit LCD |
| Minimum Tubing Length | 15 feet* |
| Port Connection | 1/8" I.D. poly tubing |
| Media Connection | Clean, dry air, or inert gas. Do not use with oxygen service |

WARRANTY

| | |
|------------------|---------|
| Limited Warranty | 5 years |
|------------------|---------|

AGENCY APPROVALS

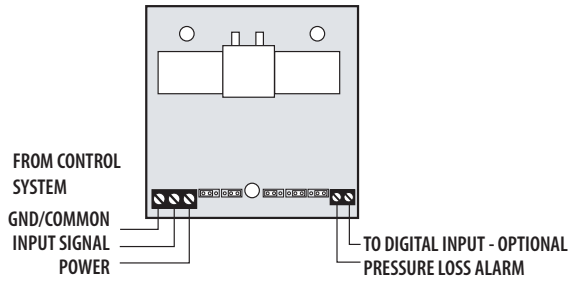


*For shorter tubing runs use AA45 Pneumatic Capacitor
EMC Conformance - CE option: Low voltage directive 2014/35/EU; EMC directive 2014/30/EU.
EMC Special Note: Connect this product to a DC distribution network or an AC/DC power adaptor with proper surge protection (EN 61000-6-1 specification requirements).

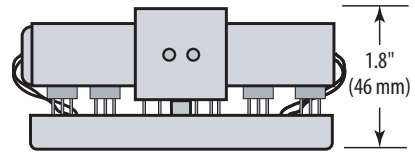
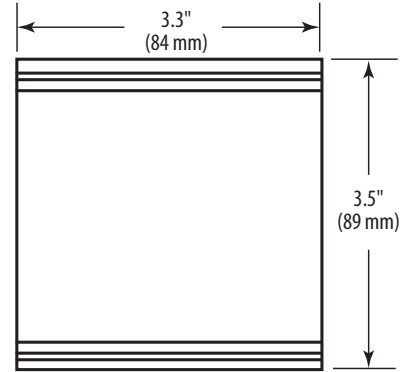
**The CE mark indicates RoHS2 compliance. Please refer to the CE Declaration of Conformity for additional details.



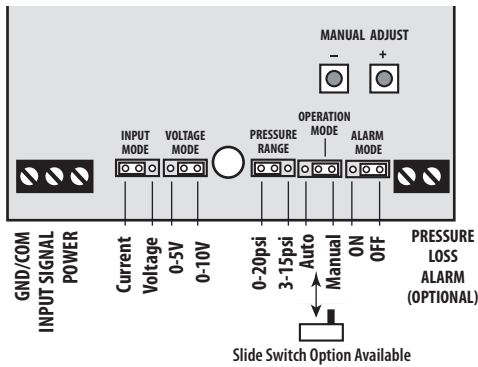
WIRING DIAGRAM



DIMENSIONAL DRAWINGS



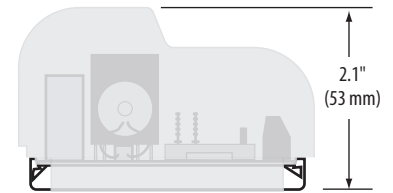
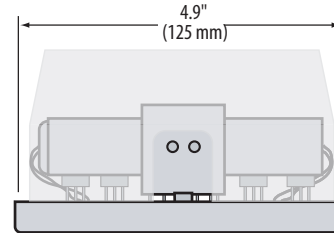
CONFIGURATION



DUST COVER

Dimensional Drawings (Front View)

Side View



If the dust cover is ordered, the EP2 is mounted to a longer Snaptrack.

ORDERING INFORMATION

| Output | Feedback | Failsafe | US or EU | Option |
|---|---|---|---|---|
| EP2 <input type="checkbox"/> 1 = Selectable 3-15/0-20 psi | <input type="checkbox"/> 0 = None <input type="checkbox"/> 1 = Pressure Loss Alarm <input type="checkbox"/> 2 = Manual Mode Alarm | <input type="checkbox"/> 0 = None <input type="checkbox"/> 1 = Vent on Power Fail | <input type="checkbox"/> S = Standard <input type="checkbox"/> C = CE, includes cover plate | Blank = none 1 = Slide Switch/Auto/Manual 2 = EP Cover Plate 3 = Slide Switch/Auto/Manual plus EP cover plate |

Example:
EP 2 1 0 0 S 1 Option = Slide Switch Auto Manual Mode